

POS Release Note 5.0.20.133

Bug Fixes:

ID	Description
5848	Fix able to apply more than 1 promotion logics in 1 item issue.
6044	Fix Preview or Print from AutoCount Accounting POS Transaction Viewer prompt error issue.

Enhancement:

ID	Description
6048	Support Repost POS Transaction by outlet.
6018	Enhanced POS Voucher Maintenance to support import non sequential voucher number.

Document Prepared by CY

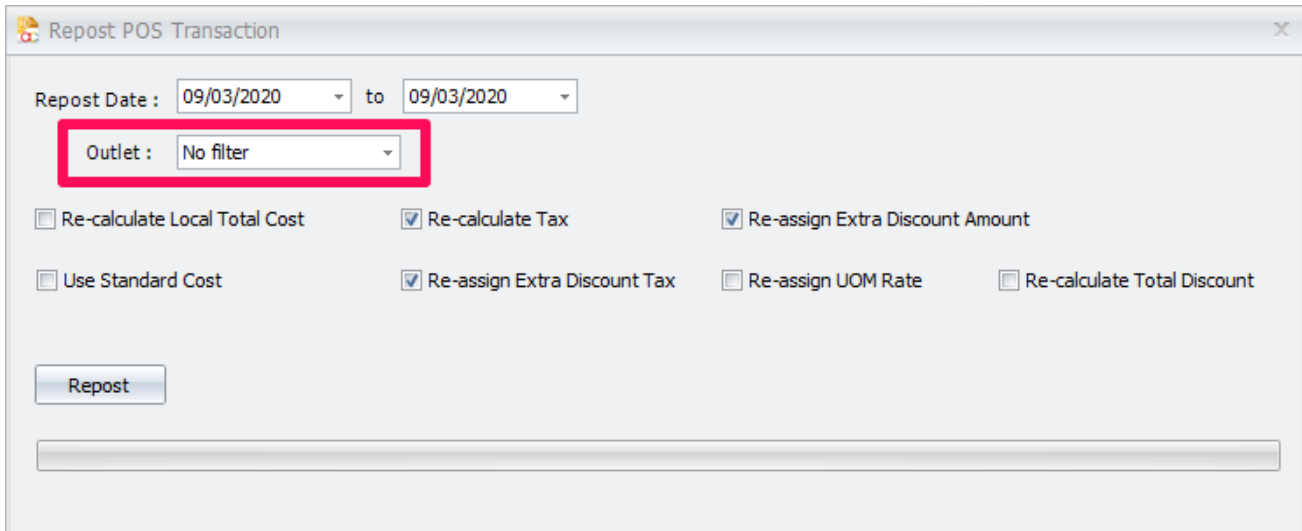
Last Modified 09th March 2020

Highlights of Changes in 5.0.20.133

ID: 6048 Support Repost POS Transaction by outlet

You are now allowed to repost POS transaction by particular outlet. Simply login to *AutoCount POS 5.0 Management Studio*, go to *Data Consistency > Repost POS Transaction*.

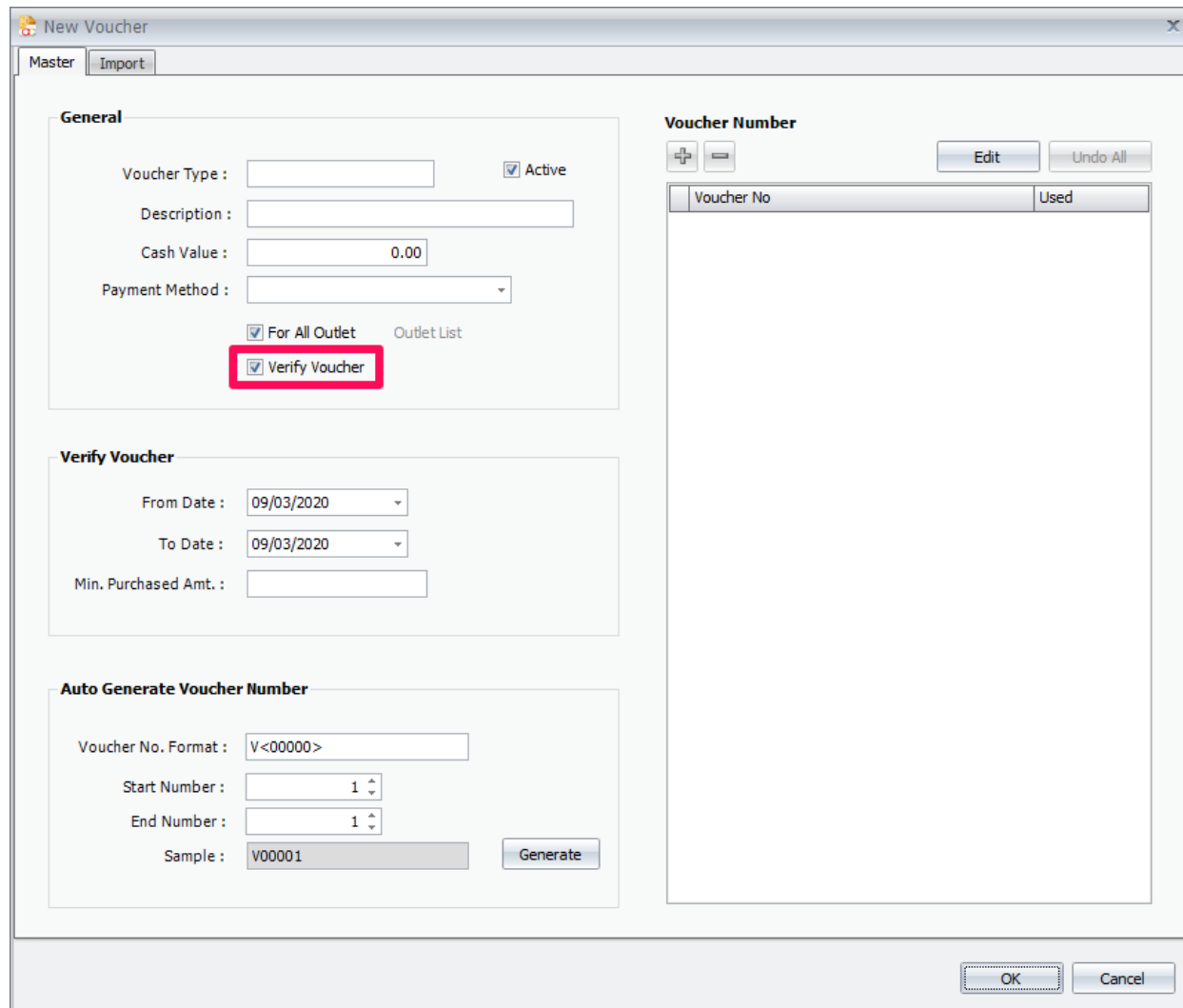
An *Outlet* filter was added so that you can filter the outlet you want to repost the POS transaction.



ID: 6018 Enhanced POS Voucher Maintenance to support import non sequential voucher number

You can now import your user-defined voucher numbers into our system. Go to back-end *Point of Sale > Maintenance > Voucher Maintenance*.

Enable *Verify Voucher* option.



New Voucher

Master | Import

General

Voucher Type : ☒ Active

Description :

Cash Value :

Payment Method :

☒ For All Outlet

☒ **Verify Voucher**

Verify Voucher

From Date :

To Date :

Min. Purchased Amt. :

Auto Generate Voucher Number

Voucher No. Format :

Start Number :

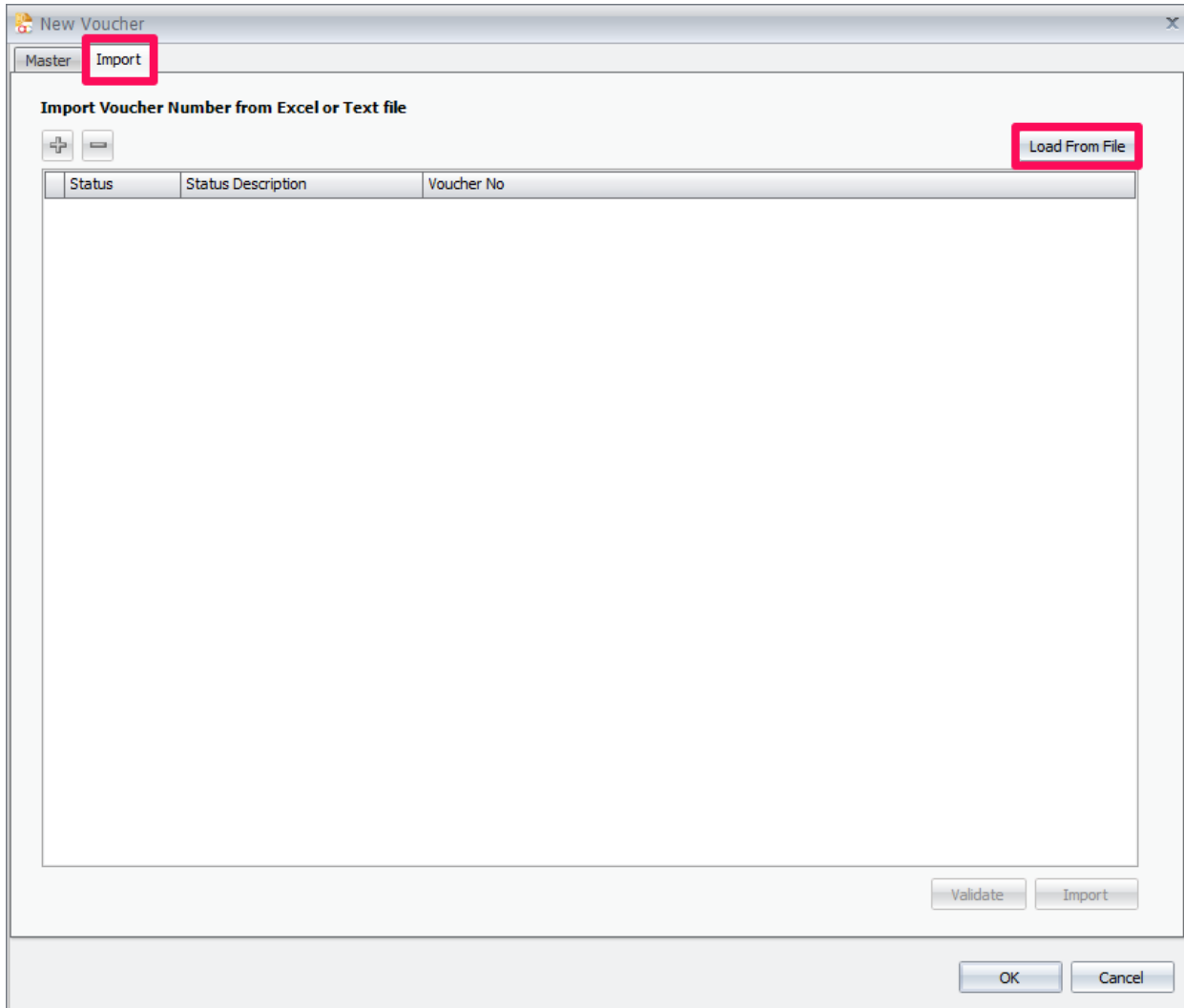
End Number :

Sample :

Voucher Number

Voucher No	Used
------------	------

Click on **Import** tab and then you can click on **Load From File** button to import voucher numbers from either **Excel** or **Text** file format.



Below is the sample of Excel and Text file format for import voucher numbers.

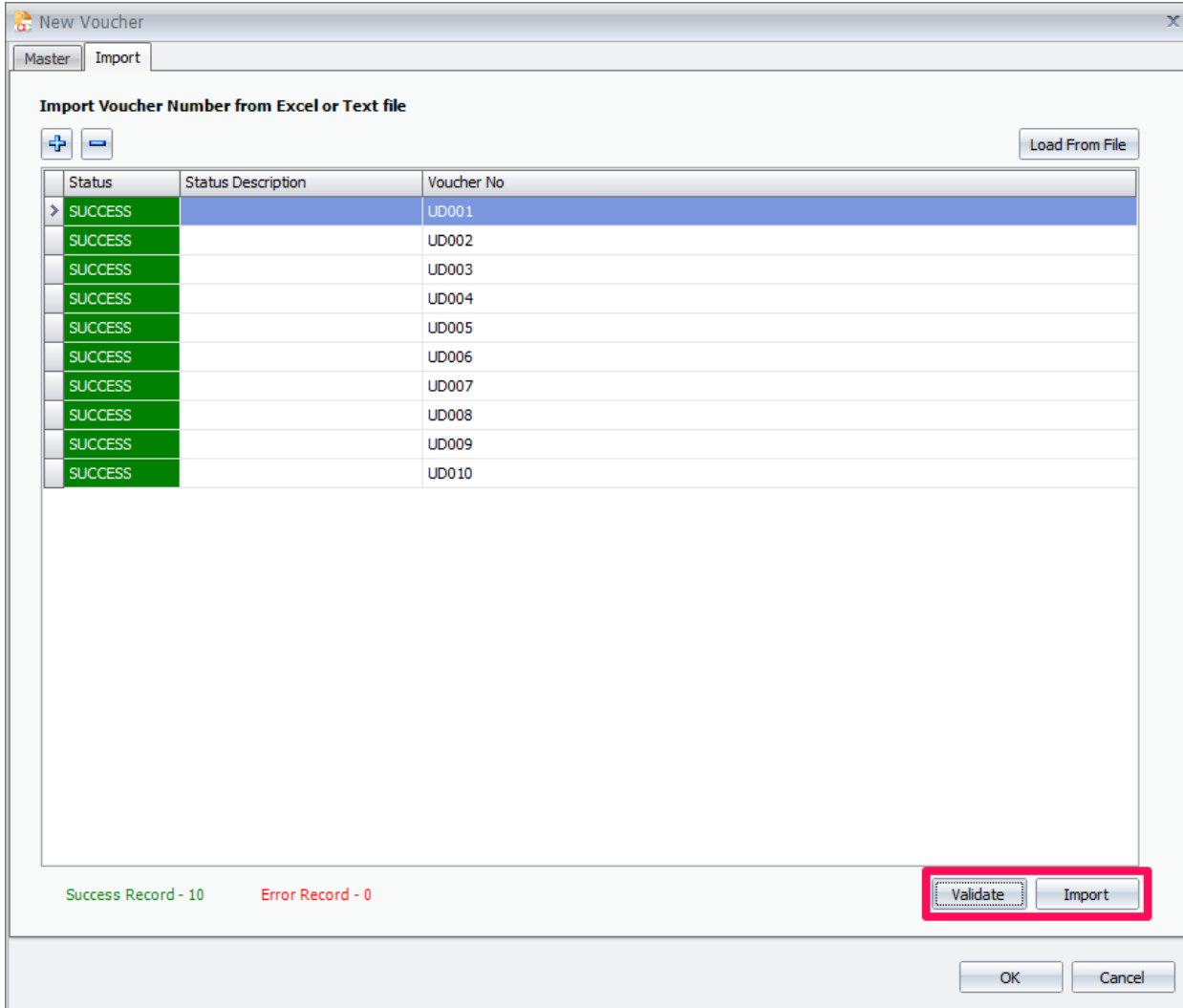
	A	B	C
1	UD001		
2	UD002		
3	UD003		
4	UD004		
5	UD005		
6	UD006		
7	UD007		
8	UD008		
9	UD009		
10	UD010		
11			
12			

 Voucher.txt - Notepad

File Edit Format View Help

UD011
UD012
UD013
UD014
UD015
UD016|
UD017
UD018
UD019
UD020

After import, click on **Validate** button to check whether the voucher number is available to use or not and then click **Import** button to import them into our system.



New Voucher

Master Import

Import Voucher Number from Excel or Text file

Load From File

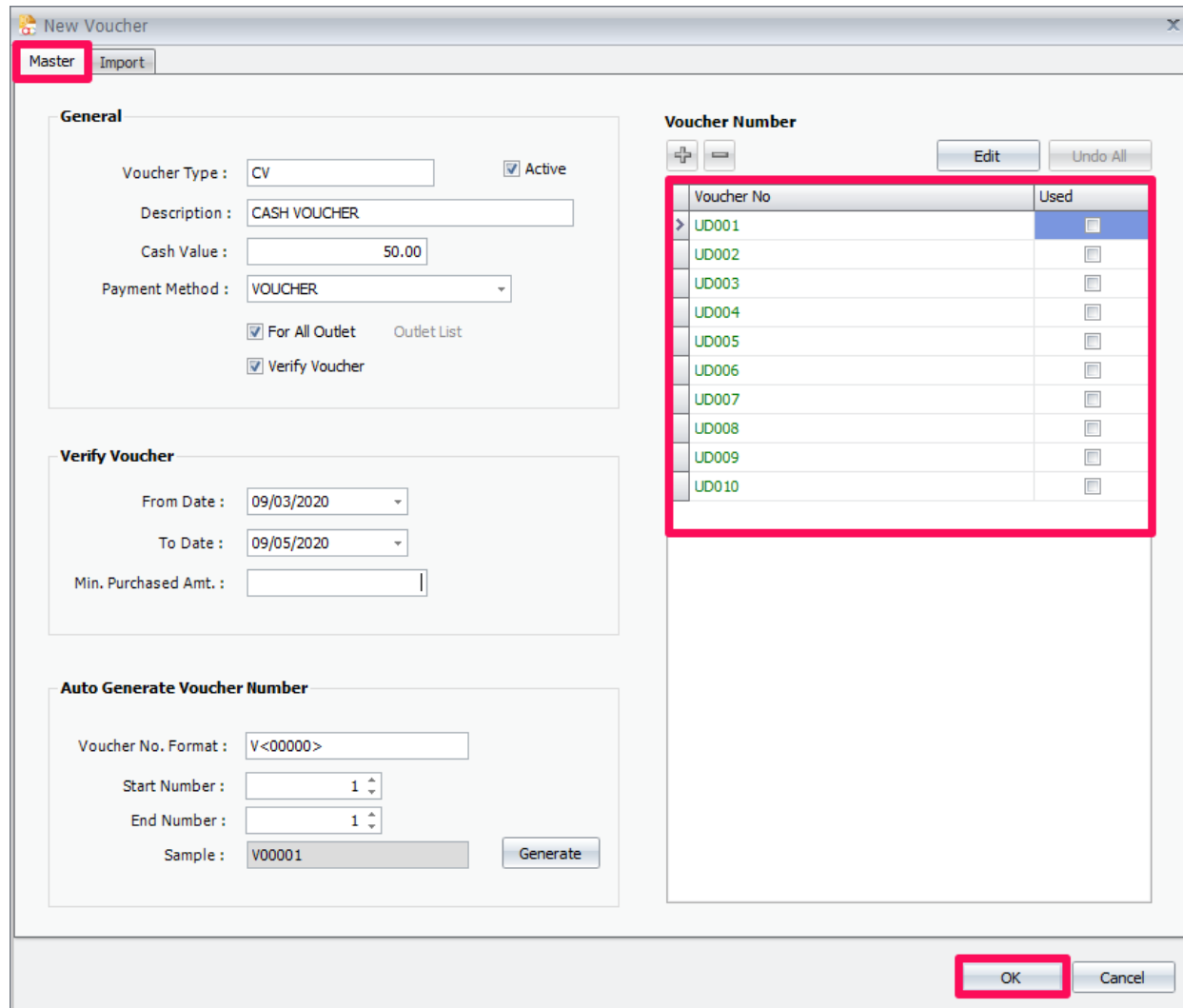
Status	Status Description	Voucher No
> SUCCESS		UD001
SUCCESS		UD002
SUCCESS		UD003
SUCCESS		UD004
SUCCESS		UD005
SUCCESS		UD006
SUCCESS		UD007
SUCCESS		UD008
SUCCESS		UD009
SUCCESS		UD010

Success Record - 10 Error Record - 0

Validate Import

OK Cancel

After import, click on **Master** tab and you will see those voucher numbers is imported over here. Press OK to save this voucher maintenance after you done.



New Voucher

Master Import

General

Voucher Type : CV ☒ Active

Description : CASH VOUCHER

Cash Value : 50.00

Payment Method : VOUCHER

☒ For All Outlet

☒ Verify Voucher

Verify Voucher

From Date : 09/03/2020

To Date : 09/05/2020

Min. Purchased Amt. :

Auto Generate Voucher Number

Voucher No. Format : V<00000>

Start Number : 1

End Number : 1

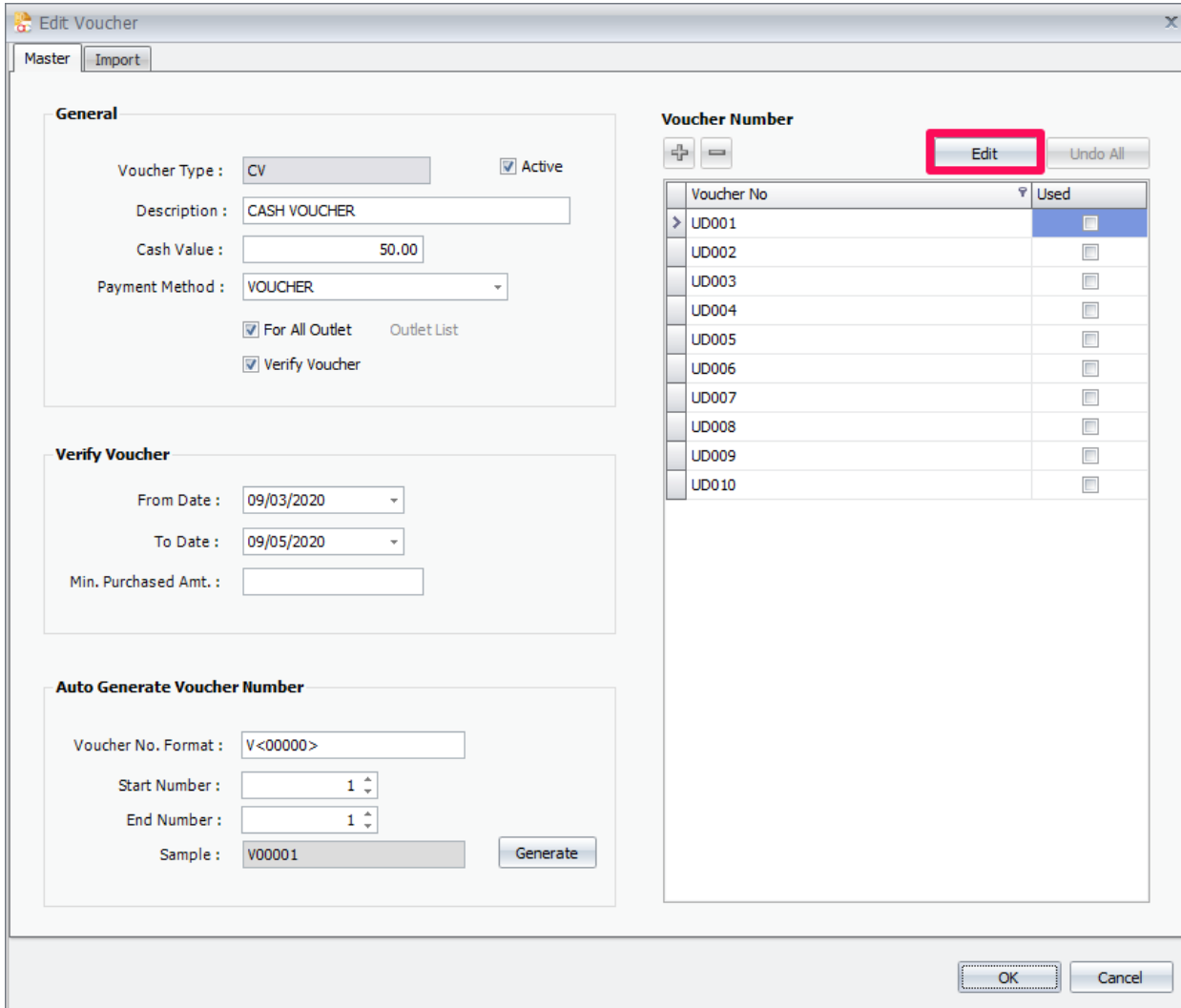
Sample : V00001

Voucher Number

Voucher No	Used
UD001	<input type="checkbox"/>
UD002	<input type="checkbox"/>
UD003	<input type="checkbox"/>
UD004	<input type="checkbox"/>
UD005	<input type="checkbox"/>
UD006	<input type="checkbox"/>
UD007	<input type="checkbox"/>
UD008	<input type="checkbox"/>
UD009	<input type="checkbox"/>
UD010	<input type="checkbox"/>

Other than import user-defined voucher numbers, you are now allowed to edit those unused voucher numbers as well.

Click on **Edit** button.



Edit Voucher

Master Import

General

Voucher Type : CV ☒ Active

Description : CASH VOUCHER

Cash Value : 50.00

Payment Method : VOUCHER

☒ For All Outlet Outlet List

☒ Verify Voucher

Verify Voucher

From Date : 09/03/2020

To Date : 09/05/2020

Min. Purchased Amt. :

Auto Generate Voucher Number

Voucher No. Format : V<00000>

Start Number : 1

End Number : 1

Sample : V00001 Generate

Voucher Number

Edit Undo All

Voucher No	Used
UD001	<input checked="" type="checkbox"/>
UD002	<input type="checkbox"/>
UD003	<input type="checkbox"/>
UD004	<input type="checkbox"/>
UD005	<input type="checkbox"/>
UD006	<input type="checkbox"/>
UD007	<input type="checkbox"/>
UD008	<input type="checkbox"/>
UD009	<input type="checkbox"/>
UD010	<input type="checkbox"/>

OK Cancel

And then you can edit the voucher numbers that haven't being used.

Edit Voucher

Master | Import

General

Voucher Type : CV ☒ Active

Description : CASH VOUCHER

Cash Value : 50.00

Payment Method : VOUCHER

☒ For All Outlet Outlet List

☒ Verify Voucher

Voucher Number

Voucher No	Used
UD001	<input type="checkbox"/>
UD002	<input type="checkbox"/>
UD003	<input type="checkbox"/>
UD004	<input type="checkbox"/>
UD005	<input type="checkbox"/>
UD006	<input type="checkbox"/>
UD007	<input type="checkbox"/>
UD008	<input type="checkbox"/>
UD009	<input type="checkbox"/>
> UD01099999	<input type="checkbox"/>

Verify Voucher

From Date : 09/03/2020

To Date : 09/05/2020

Min. Purchased Amt. :

Auto Generate Voucher Number

Voucher No. Format : V<00000>

Start Number : 1

End Number : 1

Sample : V00001